

The Window and Door Master Specialist

nordist



WINDOWS



Casement and Awning Windows



- › Sash with alignment supporting skates. Unique in the industry.
- › Rigid all PVC monocoque frame, fusion welded for superior strength.
- › Multi-chamber frame and sash profiles for greater thermal insulation.
- › 1/2" (12,7mm) and 3/4" (19mm) cavities integrated to the interior frame.
- › Slot to insert metal anchoring bracket.
- › Three weatherstrips integrated to the frame, offering a greater wind-load and water resistance.
- › 7/8" (22.2mm) double sealed unit; 1 1/4" (31.4mm) triple sealed unit in option.
- › Removable fibreglass screen with enamelled aluminum frame, overlapping the opening for a stylish look and a greater barrier.
- › Standard folding crank handles.
- › 90° opening mechanism for easy cleaning from the interior.



Performance

- › A3 - B7 - C5.



Hung Window



- ▶ Rigid all PVC monocoque frame, fusion welded for superior strength.
- ▶ Multi-chamber frame and sash profiles for greater thermal insulation.
- ▶ Sash tilt in for easy maintenance
- ▶ Operating sash with Omega heavy-duty stainless steel mechanism.
- ▶ Three weatherstrips integrated to the frame, offering a greater wind-load and water resistance.
- ▶ Double sealed unit with non-conductive ultra performing spacer. Available in various types of glazing.
- ▶ Fibreglass screen with white aluminum frame.
- ▶ Heavy-duty lock for enhanced security.

Performance

- ▶ A3 - B7 - C4.




Sliding Window



- › Rigid all PVC monocoque frame, fusion welded for superior strength.
- Multi-chamber frame and sash profiles for greater thermal insulation.
- Sash located inside the insulated section of the wall for better energy efficiency.
- Operating sash with tandem ball bearing rollers for smooth operation.
- Double sealed unit with non-conductive ultra performing spacer. Available in various types of glazing.
- Fibreglass screen with enamelled aluminum frame.
- Triple weatherstrip integrated to the frame, offering a greater wind-load and water resistance.
- Heavy-duty lock for exceptional security.
- Triple weatherstrip applied around the sash with double weatherstrip at the meeting rail for maximum performance.

Performance

- › A3 - B7 - C4.



Standard window system models



Casement Windows



Bay Bow Bow



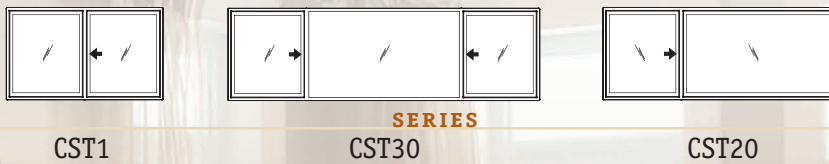
Awning Windows



Single Hung Windows



Single Sliding Windows



Double Sliding Windows



Irregular Shape Windows



Picture Windows



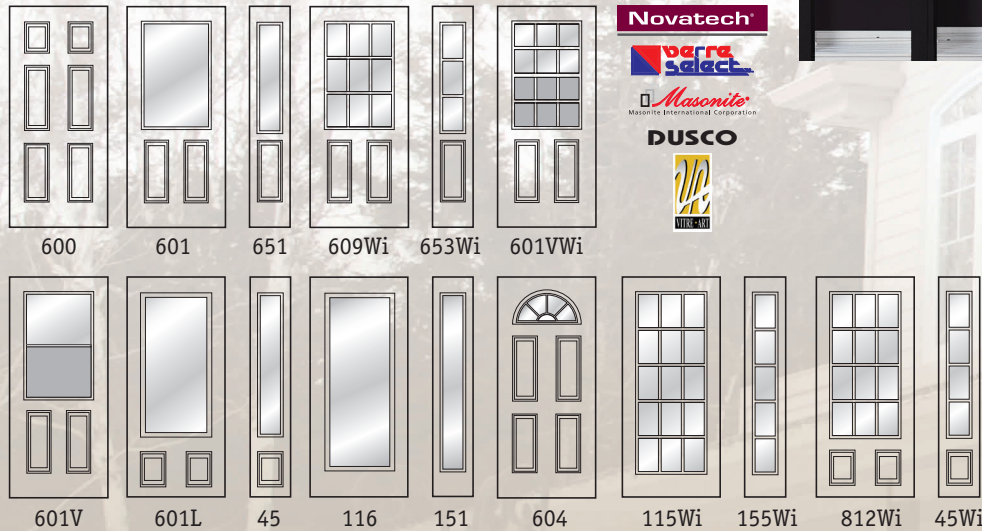
Steel Door



- ▶ Monocoque structure for long lasting sturdiness.
- ▶ Pine frame with PVC cladding.
- ▶ Sturdy extended aluminum sill.
- ▶ Double weatherstrip for superior energy efficiency.
- ▶ Galvanized steel door for enhanced resistance against weather elements and impacts.
- ▶ Polyurethane insulation ensuring maximum protection.
- ▶ Extensive colour choices.
- ▶ Assortment of embossed panels and glazing to match your decor.



Commodity Series



Frame Dimensions


30" Door	31 1/2 x 82 1/2	47 x 82 1/2	62 1/2 x 82 1/2	63 x 82 1/2	94 1/4 x 82 1/2
32" Door	33 1/2 x 82 1/2	49 x 82 1/2	64 1/2 x 82 1/2	67 x 82 1/2	100 1/4 x 82 1/2
34" Door	35 1/2 x 82 1/2	51 x 82 1/2	66 1/2 x 82 1/2	71 x 82 1/2	106 1/4 x 82 1/2
36" Door	37 1/2 x 82 1/2	53 x 82 1/2	68 1/2 x 82 1/2	75 x 82 1/2	112 1/4 x 82 1/2

Our options




Windows


- ▶ Standard exterior brickmoulds
- ▶ 3/4" "J" moulding.



- ▶ Interior finish [Extension]




- ▶ Interior framing




Rosettes - 2 5/8" Frame

- ▶ Grilles



5/8" Flat rectangular

1" Rectangular



1/4" Pencil

5/8" Georgian

- ▶ Hardware




Multi-point lock



"Encore" Operator

Doors

- ▶ Standard exterior brickmoulds



- ▶ Non Standard exterior brickmoulds



Dimensions from 3/4" to 4"

- ▶ Frames

- ▶ 4 5/8" to 6 5/8".

- ▶ Hinges

- ▶ Hinge with springs.

- ▶ Hinge with steel bearings.

Glazings

- ▶ Low-E Glass + Argon gas

- ▶ 1 1/4" triple glass

- ▶ "Pin-Head" glass

- ▶ Grey glass

- ▶ Bronze Glass

Our performances



Window Models	A1 to A3 Air tightness (-30°C ext./ 20°C int.)	B1 to B7 Water resistance	C1 to C5 Wind-load resistance	Forced entry (Grade 40)	ENERGY STAR 2010 Zones
Casement	A3	B7	C5	F30	C [D Triple]
Awning	A3	B7	C5	F30	C [D Triple]
Vertical Hung	A3	B7	C4	F20	C
Horizontal Slider	A3	B7	C4	F20	C



Colours




Open your windows and doors to colour.
Imagine the possibilities !

- ▶ Waterbone base; environmentally friendly.
- ▶ Available in an array of colours to match your home décor.
- ▶ Non standard colours duplicated by computer.
- ▶ Absorbs minimum heat; reflex maximum heat.
- ▶ Proven durability in all weather conditions.
- ▶ Maintains colour vibrancy.
- ▶ Colour program offered for windows, grilles, steel or fibreglass doors, door frames and garage doors.
- ▶ 20-year warranty against peeling, flaking, splitting and corrosion.
- ▶ Personalized your project with Royal Spectra-Coat™ paint program.



Manufacturing

The precision and the reliability of manufacturing products with unique numeric equipments in North America.



nordist



WINDOWS

- ▶ 145 10e Rue, Shippagan, NB E8S 1B8 | 1-800-830-7999 | 506-336-4044 | Fax: 506-336-9074
- ▶ info@nordist.com | www.nordist.com

Royal Window and Door Profiles
Great Ideas Taking Shape
EASTERN CANADA